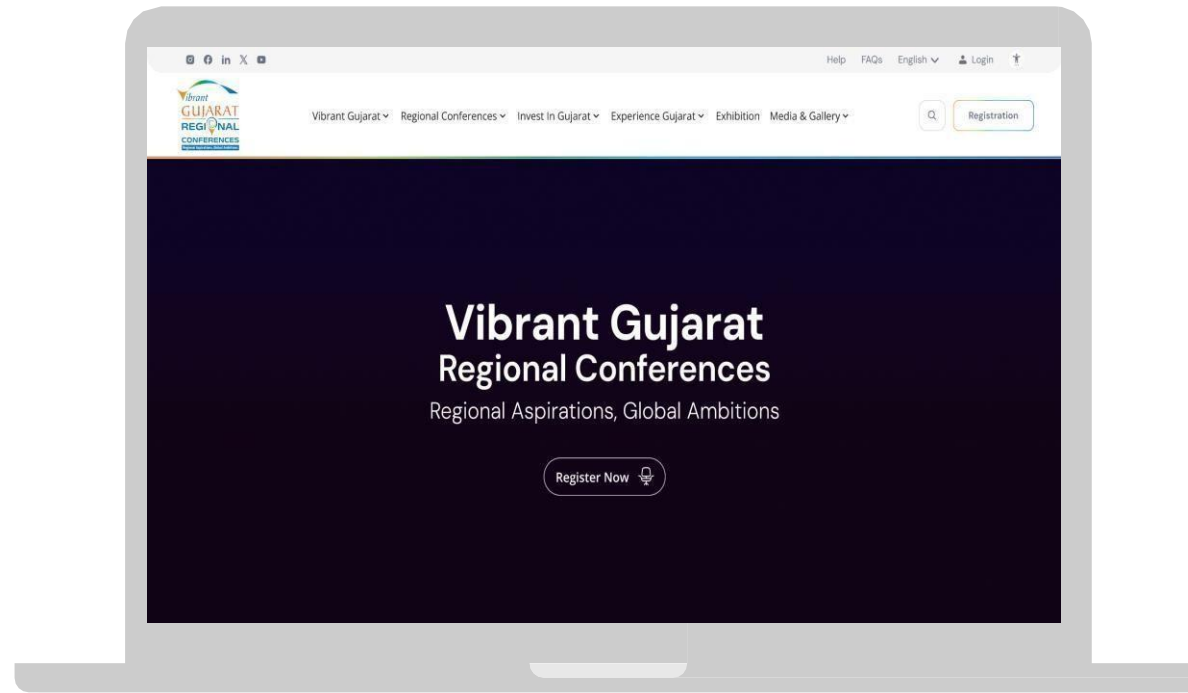




User Manual – National Delegate Registration



Disclaimer

- This user manual is intended solely for the information and internal use of Vibrant Gujarat Global Summit and Vibrant Gujarat Regional Conferences, is not intended to be, and should not be used by any other person or entity. No other person or entity is entitled to rely on this user manual in any manner or for any purpose.
- Information in this user manual has been obtained from the Vibrant Gujarat Regional Conferences. Every care has been taken by the staff in the compilation of the data contained herein and in the verification of its accuracy when published, however, the content of this training manual is subject to change without notice due to factors outside the control of the IT Team and this manual should, therefore, be used as a guide only. For example, the products referred to in this publication are continually improved through further research and development. This may lead to information in this manual being altered without notice.
- This document/publication (and any extract from it) may not be copied, paraphrased, reproduced, or distributed in any manner or form, whether by photocopying, electronically, by internet, within another document, or otherwise.

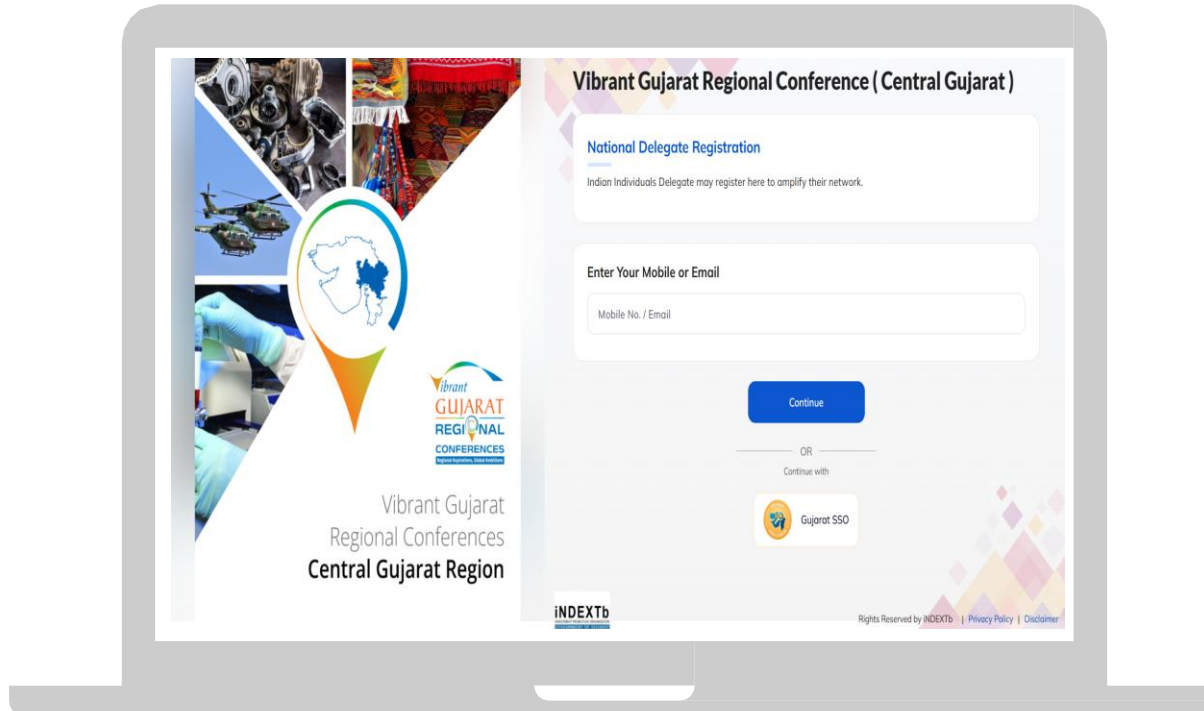
Content

1. Getting Started
2. Features of Vibrant Gujarat Regional Conferences Portal
3. Registration

1. Getting Started

Features of the Vibrant Gujarat Regional Conferences Portal

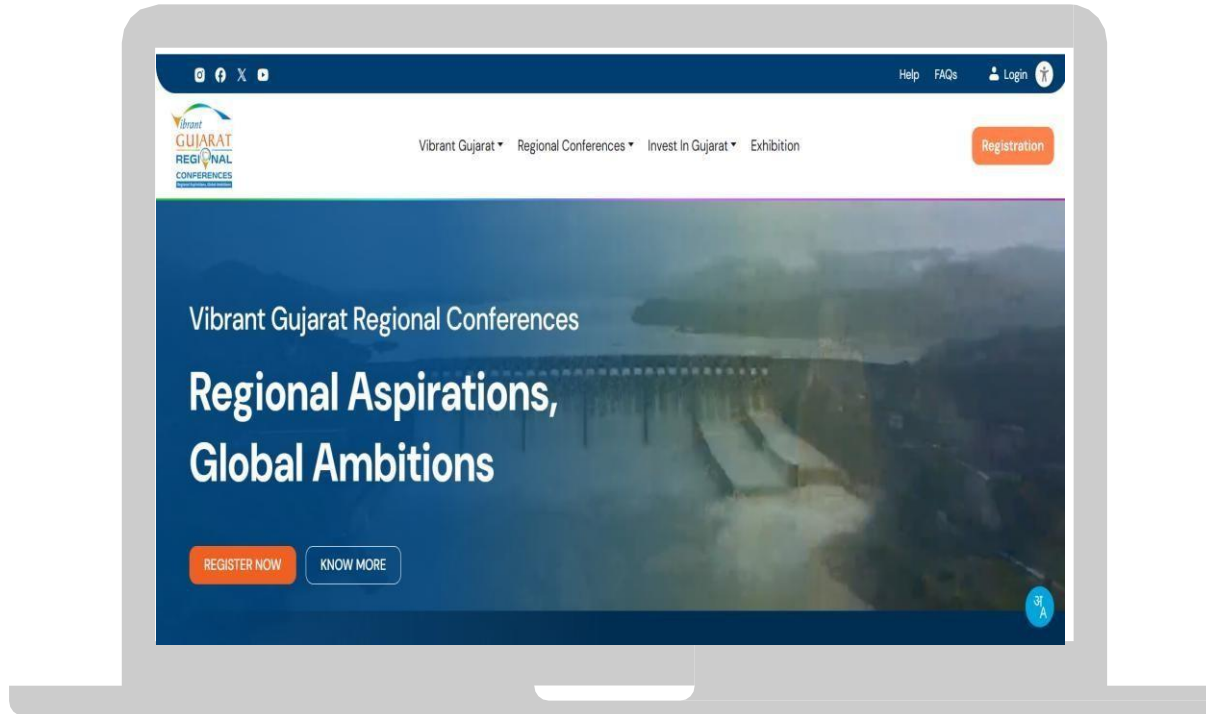
- The **National Delegate Registration** is designed for individuals participating as **national delegates**. The portal enables users to explore and connect with networking opportunities that align with their interests and objectives.
- To get started, individuals must register on the official portal at <https://www.vibrantgujarat.com/>. After registration, users can view and update their profiles anytime through the portal.



1. Getting Started

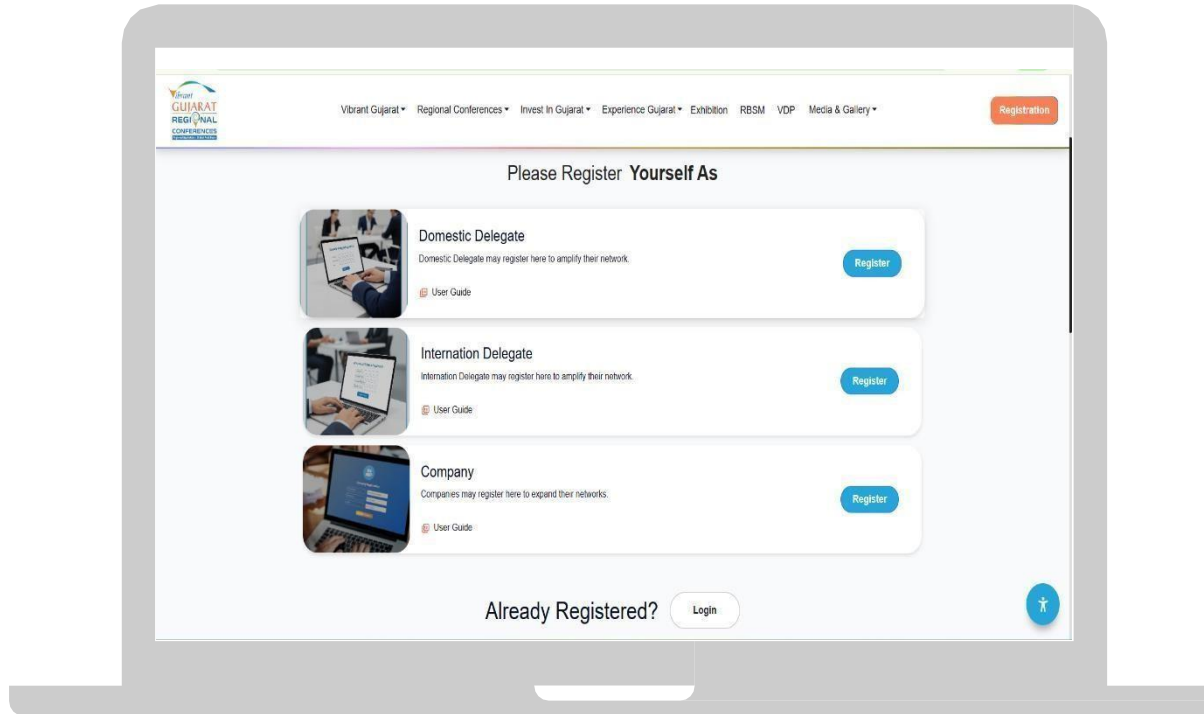
Features: The national delegate module covers the following to access the portal:

- Register as national Delegate
- Login to the Portal (i.e., after profile approval)
- Networking Opportunities
 - B2B Opportunities
 - B2G Opportunities
 - Chat
- Schedule / Itinerary Management
- View and participate in an event sessions.

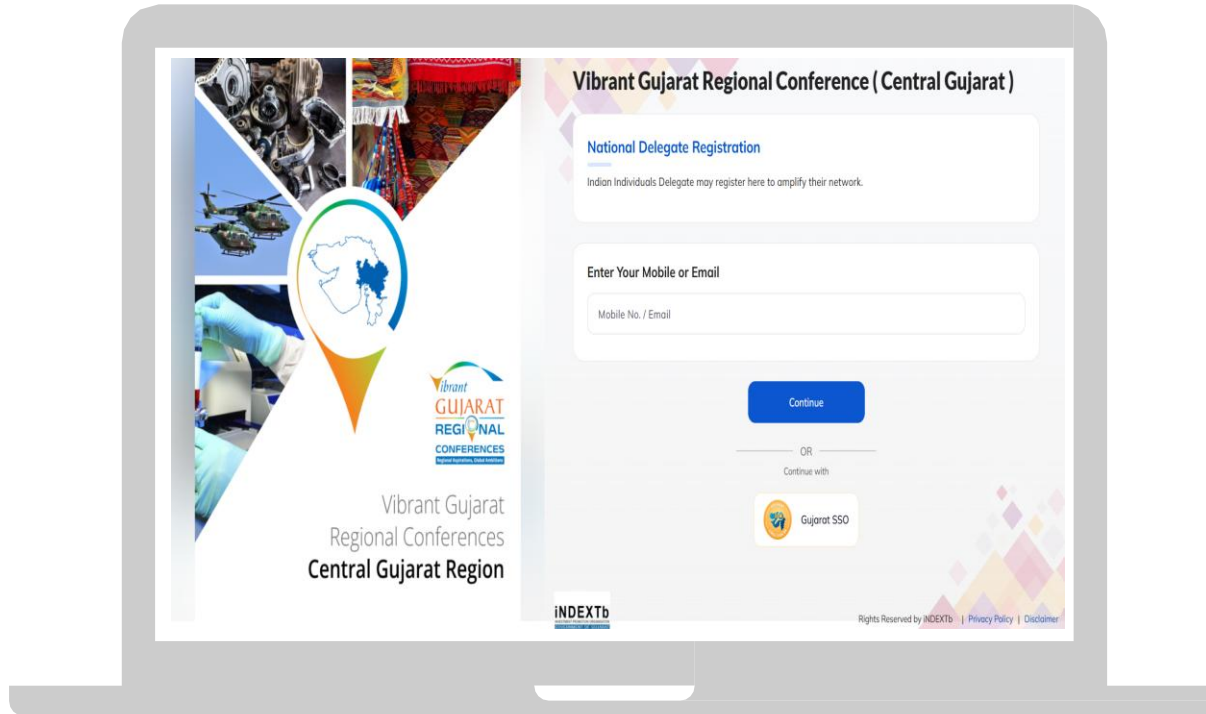


1.2 Registration

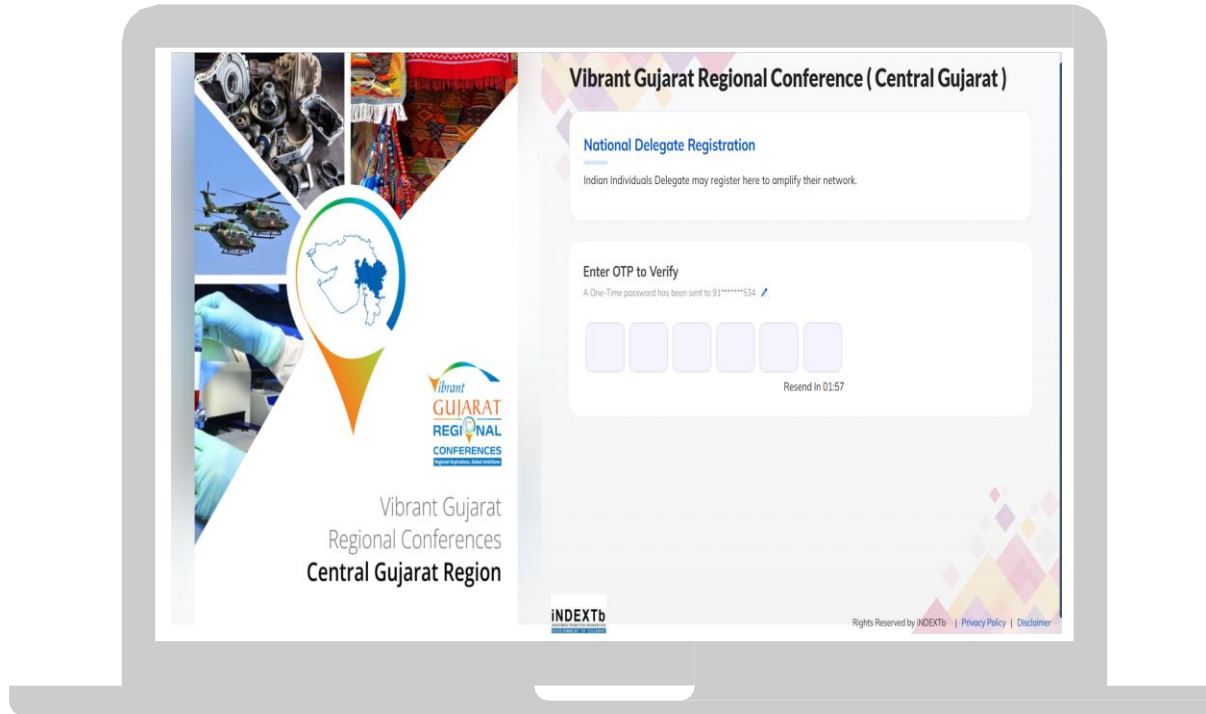
- As a **National Delegate**, you are required to register on the portal before accessing the facilities and services it offers.
- Click on the “**Registration**” link located in the header (top-right corner) of the portal’s Home Page to begin the registration process. Once your registration is approved, please ensure you remember your **registered email ID** or **contact number**, as these credentials will be used for all future logins.
- Your login credentials will also grant you access to the **Networking Portal**, enabling you to connect and engage with other participants.



1. Once you click the “**Registration**” button, the below page will appear, and the user has to select the option “**National Delegate**” from the registration page.



- All National Delegates can register into the portal by using below: “**Email-id or Contact No.**” is mandatory for registration.



3. Click “**Continue**” to receive the OTP on the valid email-id or Contact No.
4. Enter the OTP verification code that you receive on your registered email ID or Contact No.
5. You will be redirected to the registration form.

Vibrant Gujarat Regional Conference (Kutch & Saurashtra Region)
8th to 9th Jun 2025

1 Please Introduce Yourself
Thank you for your patience. Your information is valuable to us. Let's get through this step together.

2 Your Profession
Thank you for your patience. Your information is valuable to us. Let's get through this step together.

Please Introduce Yourself
Thank you for your patience. Your information is valuable to us. Let's get through this step together.

Please upload a clear photo it will appear on the app, networking platforms, and your badge.

First Name*

Last Name*

Designation*

Organization Name*

Contact No.*

About*

Gender*
 Male Female Other

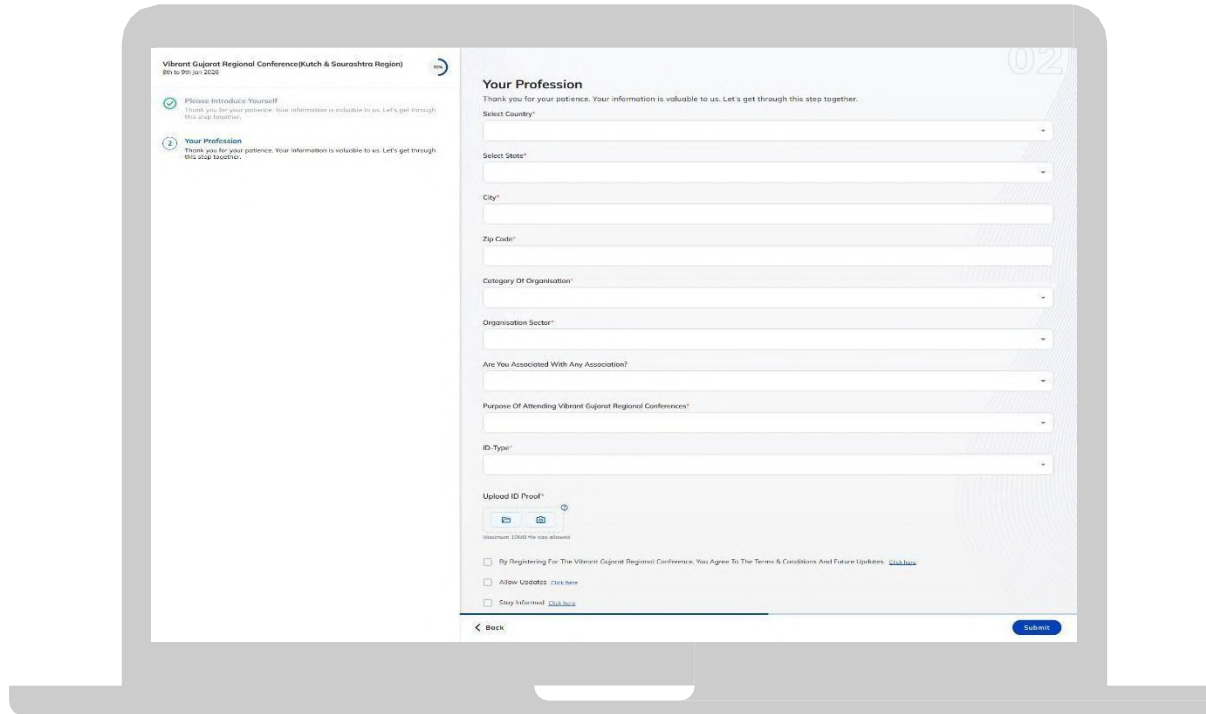
6. Part – A: The individual is required to fill out the **“Please Introduce Yourself”**

- i. Upload Photo
- ii. Name of the person applying
 - a. First Name
 - b. Last Name
- iii. Designation
- iv. Organization Name
- v. Contact No.
- vi. About
- vii. Gender

The user is required to click **“Continue”**

7. Part-B: The individual is required to fill out the “Your Profession”: What do you do?

- i. Select Country (The country dropdown will display only India)
 - ii. Select State
 - iii. City
 - iv. Zip Code
 - v. Category of Organisation
 - vi. Organisation Sector
 - vii. Are You Associated With Any Association?
 - viii. Purpose of attending Vibrant Gujarat Regional Conferences.
 - ix. Id Type
 - x. Upload ID Proof
 - xi. Terms & Conditions
- The user is required to click “Submit”



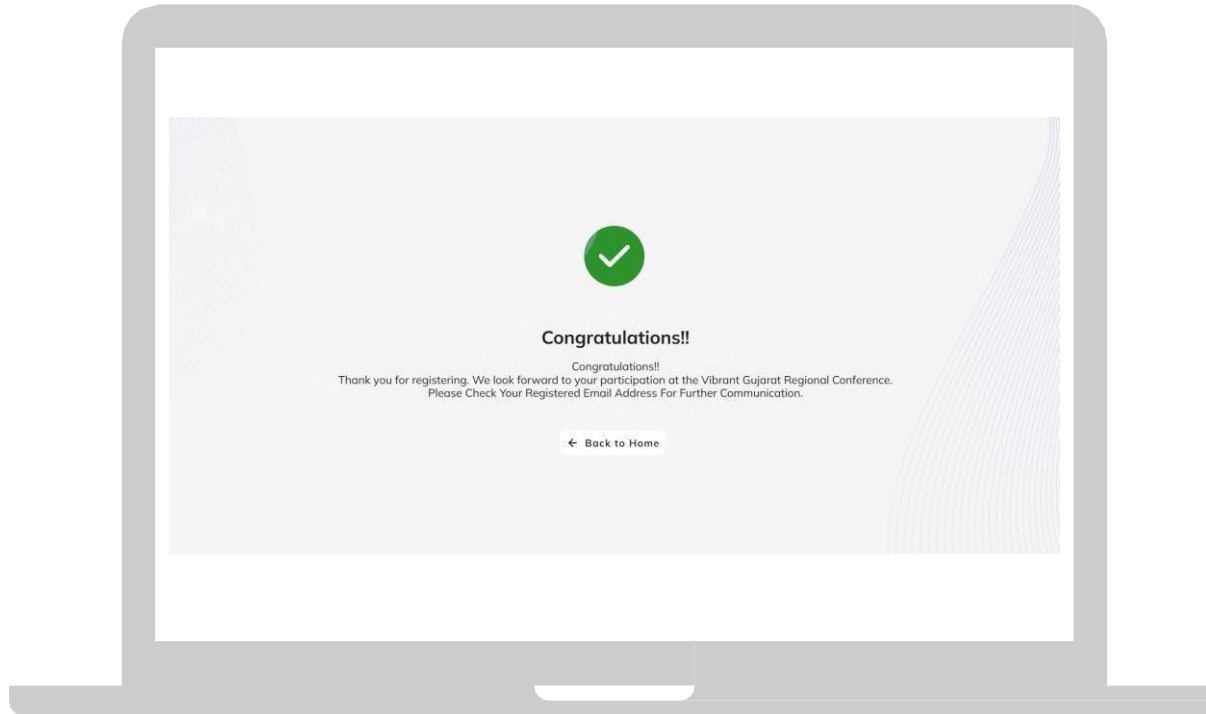
The screenshot shows a laptop displaying a registration form titled "Your Profession" for the "Vibrant Gujarat Regional Conference (Kutch & Saurashtra Region)". The form includes the following fields:

- Select Country***: A dropdown menu.
- Select State***: A dropdown menu.
- City***: A text input field.
- Zip Code***: A text input field.
- Category Of Organisation***: A dropdown menu.
- Organisation Sector***: A dropdown menu.
- Are You Associated With Any Association?**: A dropdown menu.
- Purpose Of Attending Vibrant Gujarat Regional Conferences***: A dropdown menu.
- ID-Type***: A dropdown menu.
- Upload ID Proof***: A file upload area with a "Choose File" button and a "Remove" button.

At the bottom of the form, there are three checkboxes:

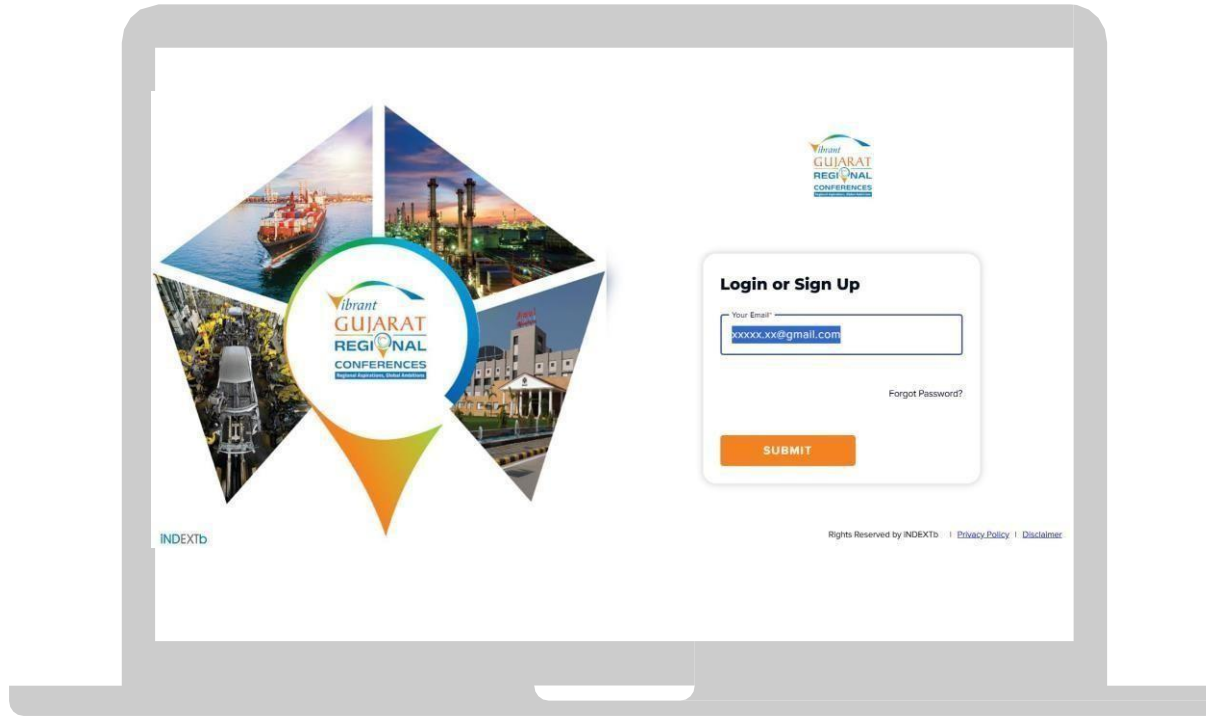
- By Registering For The Vibrant Gujarat Regional Conference, You Agree To The Terms & Conditions And Future Updates. [Click here](#)
- Allow Updates [Click here](#)
- Easy Informal [Click here](#)

The form has a "Back" button on the left and a "Submit" button on the right.



10. After “**Successful Registration**” to the Vibrant Gujarat Regional Conferences.

- Please visit your registered email for the updates on Vibrant Gujarat Regional Conferences.



11. After “ **Your Profile is Approved** ” for the Vibrant Gujarat Regional Conference you will get access to the “**Networking Portal**” and the “**VGRC Mobile App**”.

Networking Portal: <https://networking.vibrantgujarat.com/>

To download the “**VGRC Mobile App**” please scan the QR code below for the Play Store or App Store.

Play Store



App Store



Please visit your registered email for the updates of your approval on Vibrant Gujarat Regional Conferences.